



Federal Aviation
Administration

Rotorcraft Standards Branch AIR-680

Monthly Accident Briefing

March 2018

By: AIR-682, Safety Management Section



FY 18 – U.S. Registered Rotorcraft Accidents

Cumulative Counts – 52 Accidents, 12 Fatal Accidents, 31 Fatalities

Same time period, previous FY: 43 Accidents, 9 Fatal Accidents, 16 Fatalities

	Oct	Nov	Dec	Jan	Feb	Mar	Apr	May	Jun	Jul	Aug	Sep	Total
Accidents:	8	10	4	14	11	5							52
Fatal:	3	3	0	4	1	1							12
Fatalities:	4	6	0	11	5	5							31

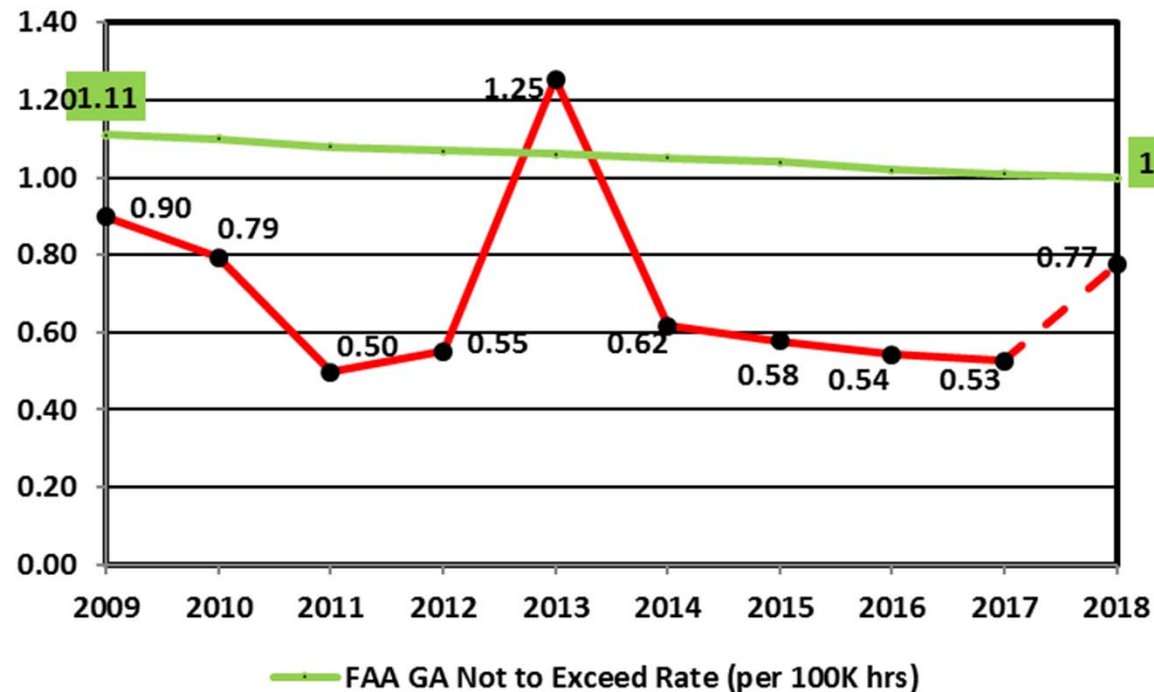
Data Source: FAA, NTSB Databases. Includes only events classified as accidents and does not include incidents. The accident numbers for each month of the Fiscal Year may vary from the previous monthly briefing based on analysis between FAA and NTSB databases for the specified month. The NTSB database may include accidents that were not reported to this office resulting in slightly different numbers.

Accident Operations Summary (Cumulative)

Acronyms: HAA = Helicopter Air Ambulance, ENG = Electronic News Gathering, GA = General Aviation, GOM = Gulf of Mexico

	HAA 91/ 135	GOM 91/ 135	Part 133	Part 135 Other	Air Tour 91/135/136	Part 137	ENG 91/ 135	GA 91	N Reg Outside U.S.
Accidents:	6	1	2	1	1	3		36	2
Fatal:	1		1		1			9	
Fatalities:	3		2		5			21	

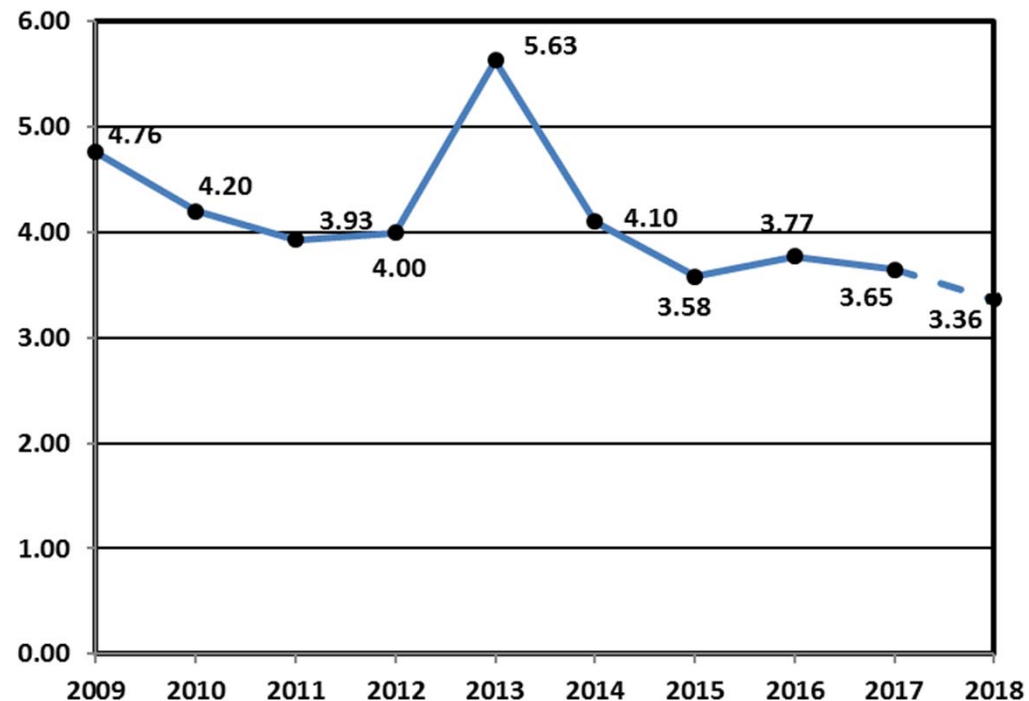
Estimated U.S. Rotorcraft FATAL Accident Rate (per 100,000 hours) – 10 Year Lookback



Rate calculation based on the following:

- 1) Accident totals compiled by AIR-682.
- 2) Historic rotorcraft flight hours extracted from General Aviation and Part 135 Activity Survey. The survey categorizes flight hours by calendar year. Assumption was that hours would be comparable if used for fiscal year calculations.
- 3) FY 11 rotorcraft flight hours and the projected hours for FY 17 and FY 18 were based on the FAA's FY2018-2038 forecast (released March 2018).

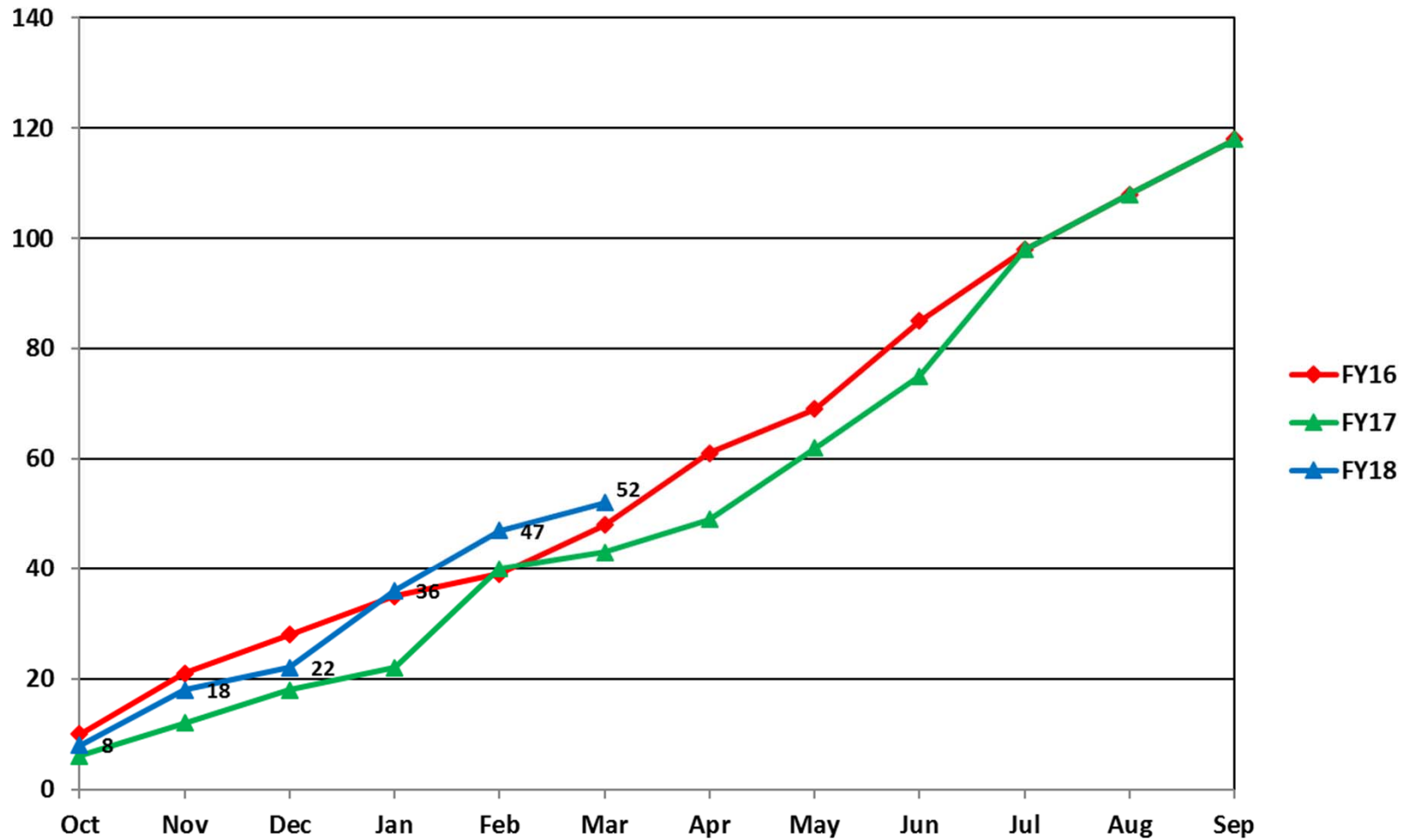
Estimated U.S. Rotorcraft Accident Rate (per 100,000 hours) – 10 Year Lookback



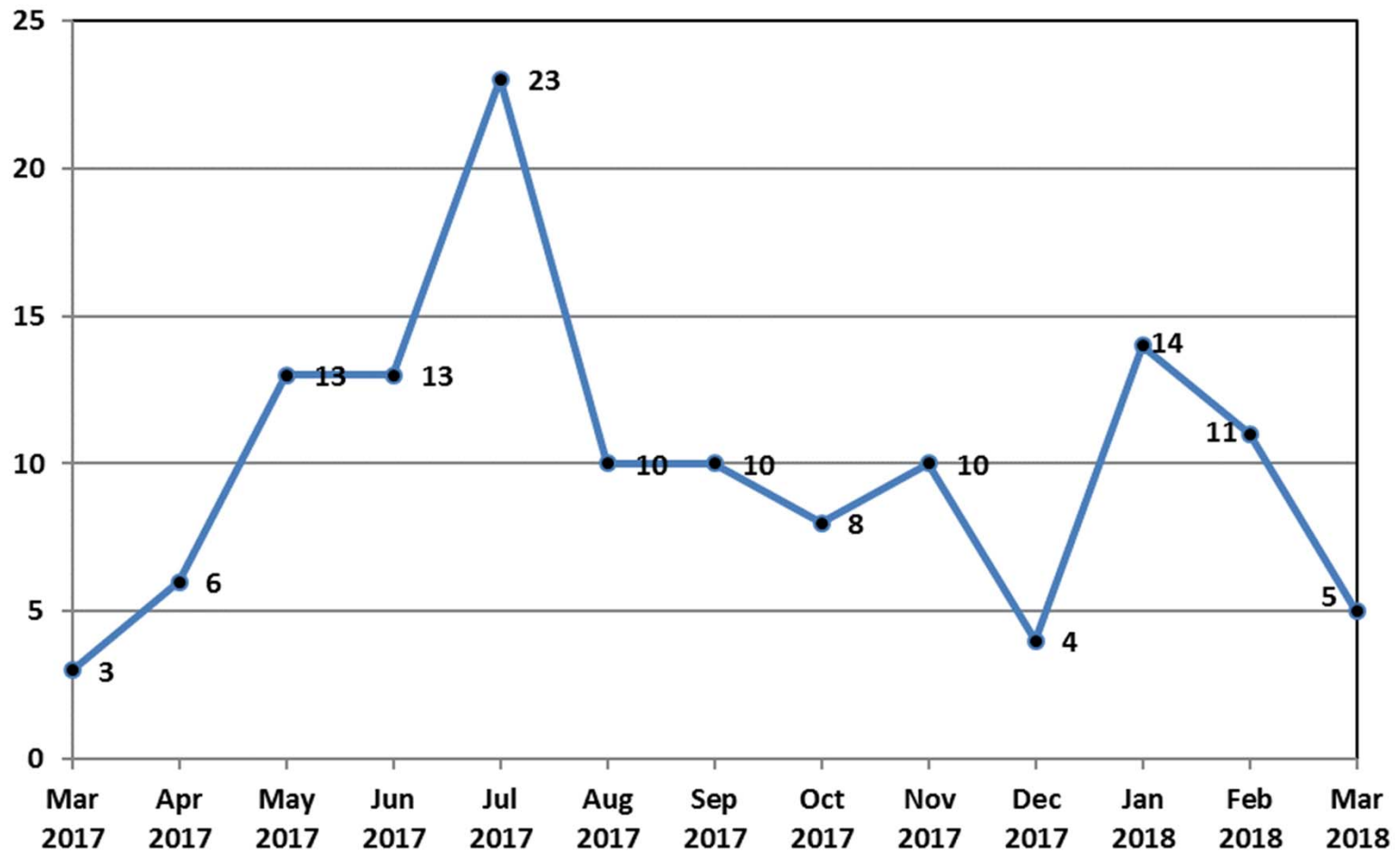
Rate calculation based on the following:

- 1) Accident totals compiled by AIR-682.
- 2) Historic rotorcraft flight hours extracted from General Aviation and Part 135 Activity Survey. The survey categorizes flight hours by calendar year. Assumption was that hours would be comparable if used for fiscal year calculations.
- 3) FY 11 rotorcraft flight hours and the projected hours for FY 17 and FY 18 were based on the FAA's FY2018-2038 forecast (released March 2018).

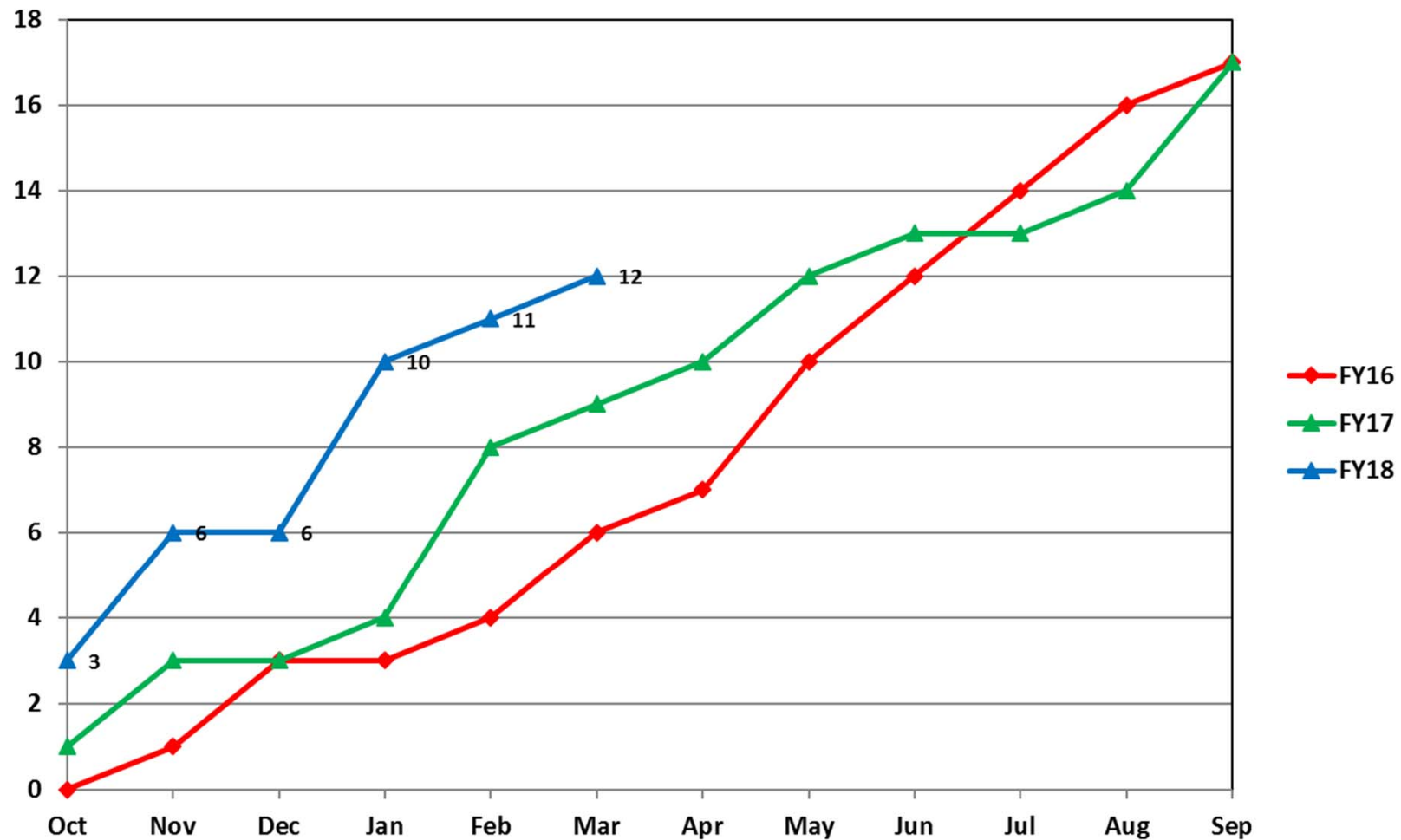
U.S. Registered Rotorcraft Cumulative Accident Count: FY16 - 18



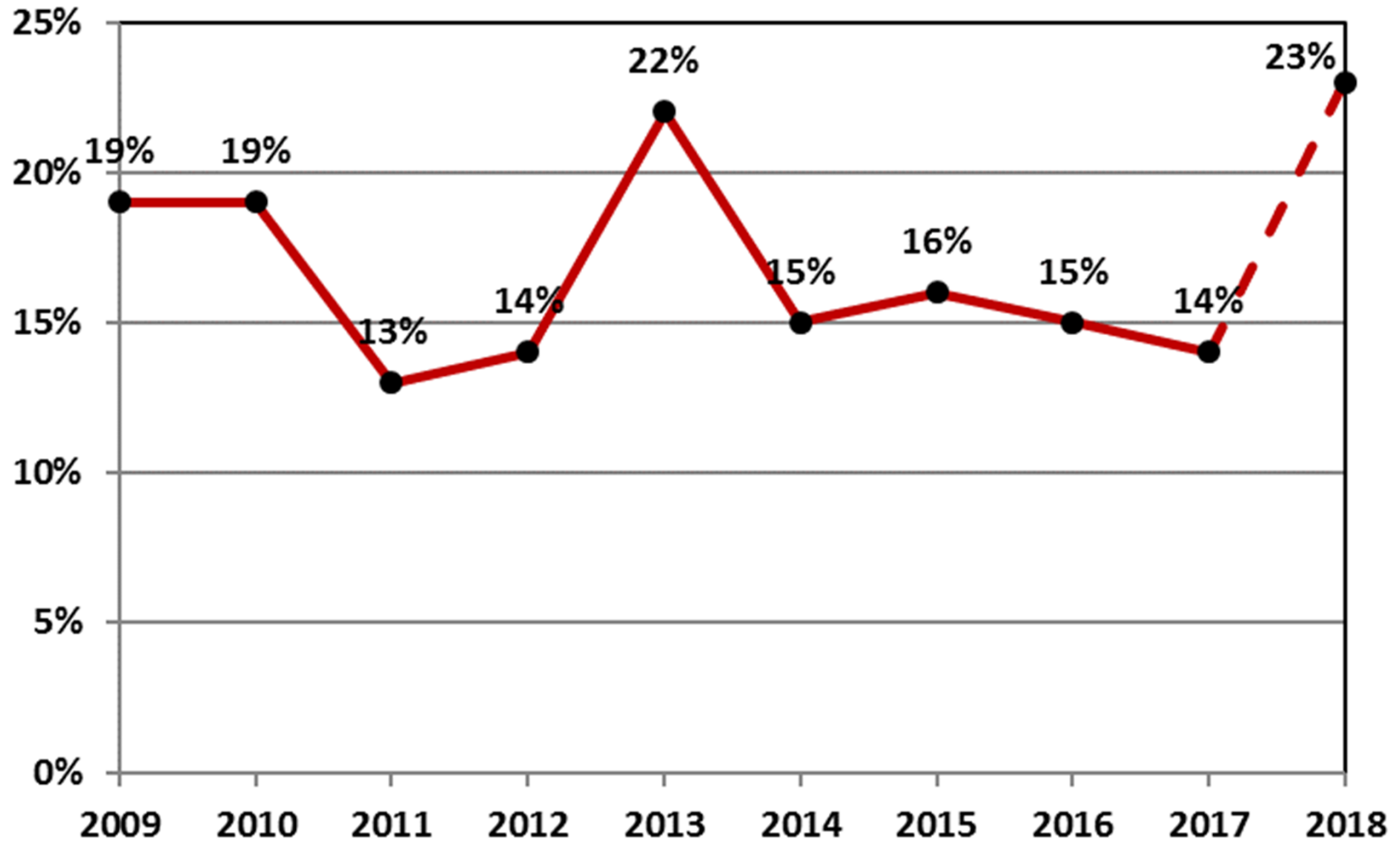
U.S. Registered Rotorcraft 13 Month Rolling Accident Count



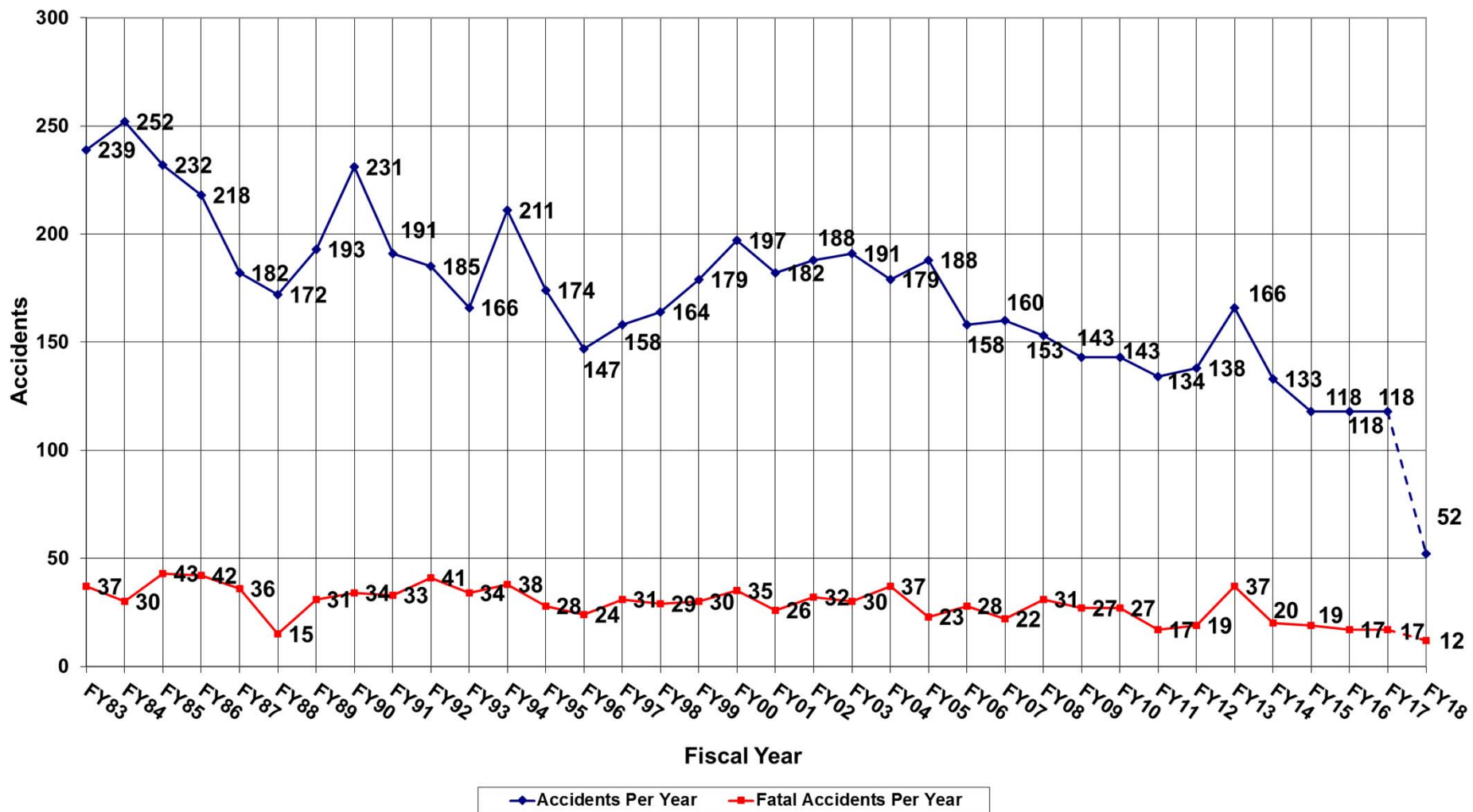
U.S. Registered Rotorcraft Cumulative Fatal Accident Count: FY16 - 18



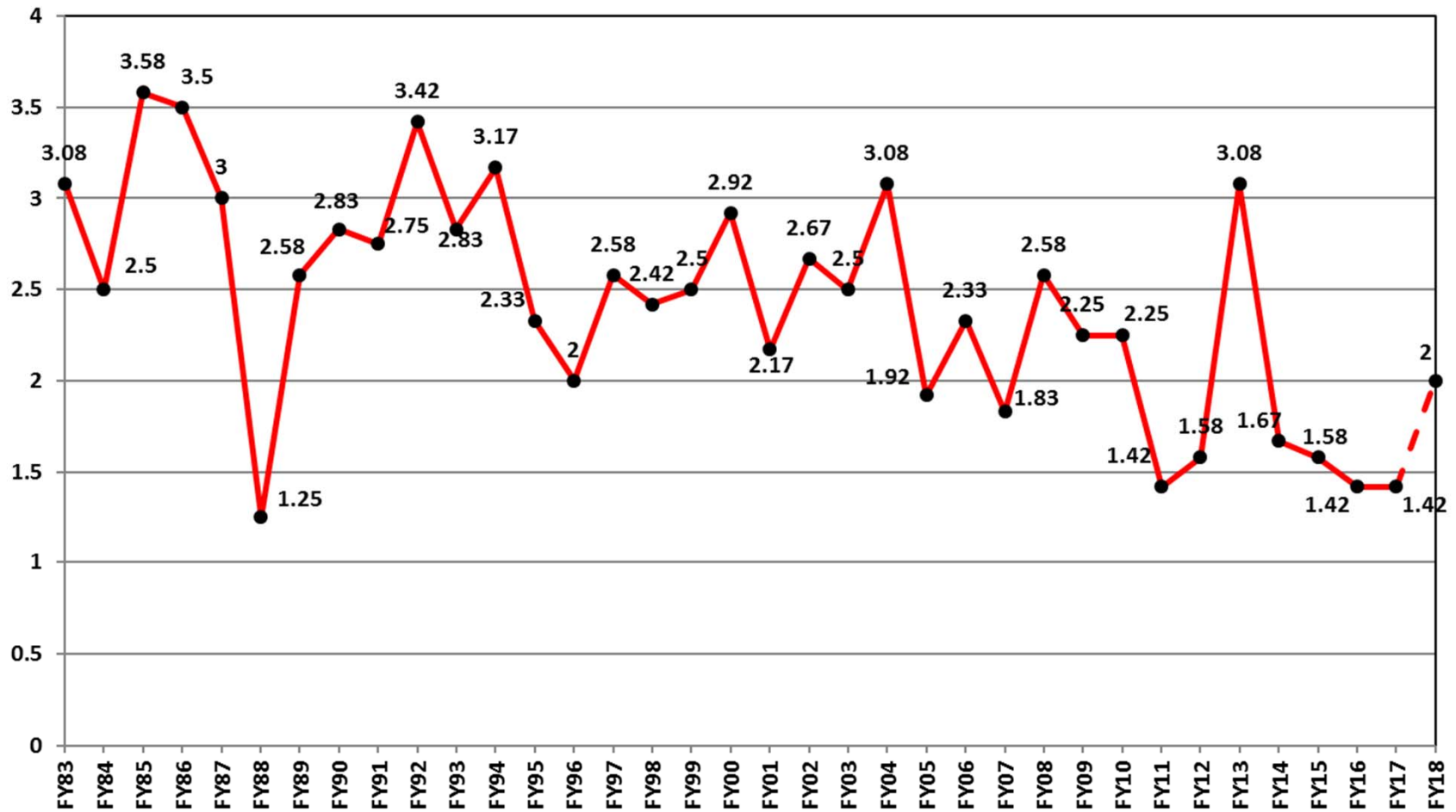
% of U.S. Rotorcraft Accidents with a Fatality (FY18, Oct-Mar)



U.S. Registered Rotorcraft Accidents FY83 - FY18



U.S. Registered Rotorcraft Average Fatal Accidents Per Month, FY83-FY18



FY 18 – U.S. Registered Fatal Rotorcraft Accidents

- 3-11-18 – Airbus Helicopters, N350LH, New York, NY, Part 91, 5 Fatal, 1 Minor
– Aerial photography flight; reported loss of engine power
– Ditched in East River; a/c rolled inverted in water [NTSB: ERA18MA099](#)
- 2-10-18 – Airbus Helicopters, N155GC, Grand Canyon, AZ, Part 136, 5 Fatal, 2 Serious
– Air tour flight; approach to land at Quartermaster LZ
– Impacted canyon wash; post-crash fire [NTSB: WPR18FA087](#)

FY 18 – U.S. Registered Fatal Rotorcraft Accidents

- 1-30-18 – Robinson R-44, N7530R, Newport Beach, CA, Part 91, 3 Fatal, 1 Serious
 - Departed John Wayne Airport w/intended destination of Catalina Island
 - Crashed 1 mile from airport shortly after departure
 - A/c crashed in a neighborhood, impacting a house [NTSB: WPR18FA077](#)

- 1-27-18 – MDHI 369D, N369TH, Pomeroy, WA, Public Aircraft, 1 Fatal, 2 Serious
 - Mule deer capture and collar flight
 - Crashed under unknown circumstances in ravine [NTSB: WPR18FA074](#)

- 1-17-18 – Modified Bell UH-1H, N658H, Raton, NM, Part 91, 5 Fatal, 1 Serious
 - Restricted category a/c; Personal use night flight w/passengers over private ranch
 - Crashed; post-crash fire [NTSB: CEN18FA078](#)

- 1-15-18 – MDHI 369HM, N4QX, Perrysburg, OH, Part 91, 2 Fatal
 - Aerial inspection of transmission towers for Toledo Edison power grid
 - Impacted terrain 120 feet west of power lines
 - No evidence of power line or tower impact [NTSB: CEN18FA074](#)

FY 18 – U.S. Registered Fatal Rotorcraft Accidents

- 11-20-17 – Robinson R-22, N4179M, Electra, TX, Part 91, 1 Fatal
 - Business flight; low-level cattle herding
 - Observed over power lines; descended in nose low attitude
 - Post-crash fire; damaged powerlines above wreckage [NTSB: CEN18FA035](#)

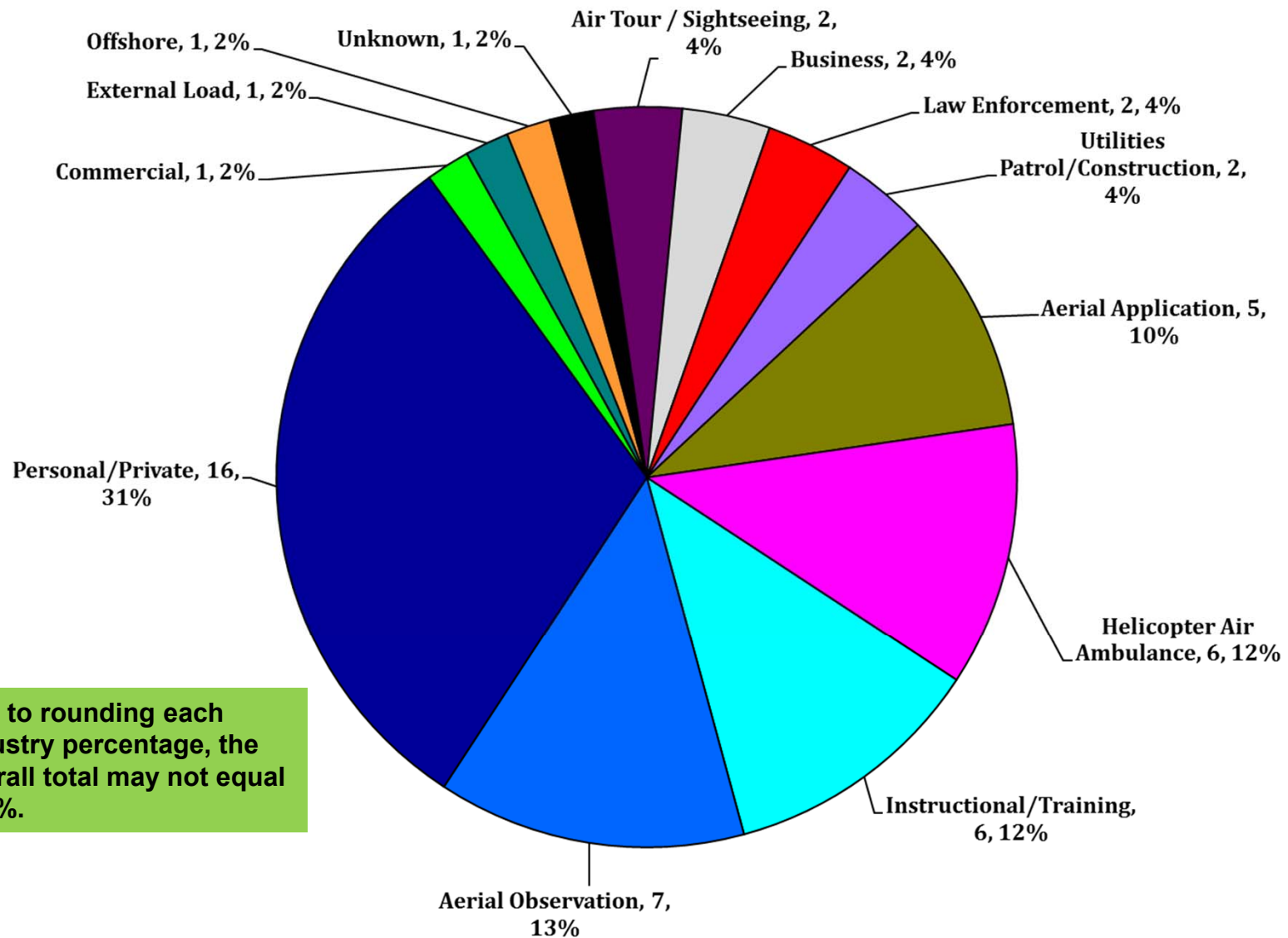
- 11-19-17 – Bell 407, N620PA, Stuttgart, AR, Part 135, 3 Fatal
 - Night VMC HAA positioning flight for patient pick up
 - Wreckage located on the bank of a reservoir
 - Post-crash fire; bird carcasses located in wreckage [NTSB: CEN18FA033](#)

- 11-7-17 – MDHI 369D, N138WH, Sulphur, LA, Part 133, 2 Fatal (on long line)
 - Utilities construction; 2 linemen workers on long line installing guard ropes
 - Long line contacted shield wire between transmission towers; line severed
 - 2 linemen fatally injured after fall from ≈100 feet [NTSB: CEN18LA026](#)

FY 18 – U.S. Registered Fatal Rotorcraft Accidents

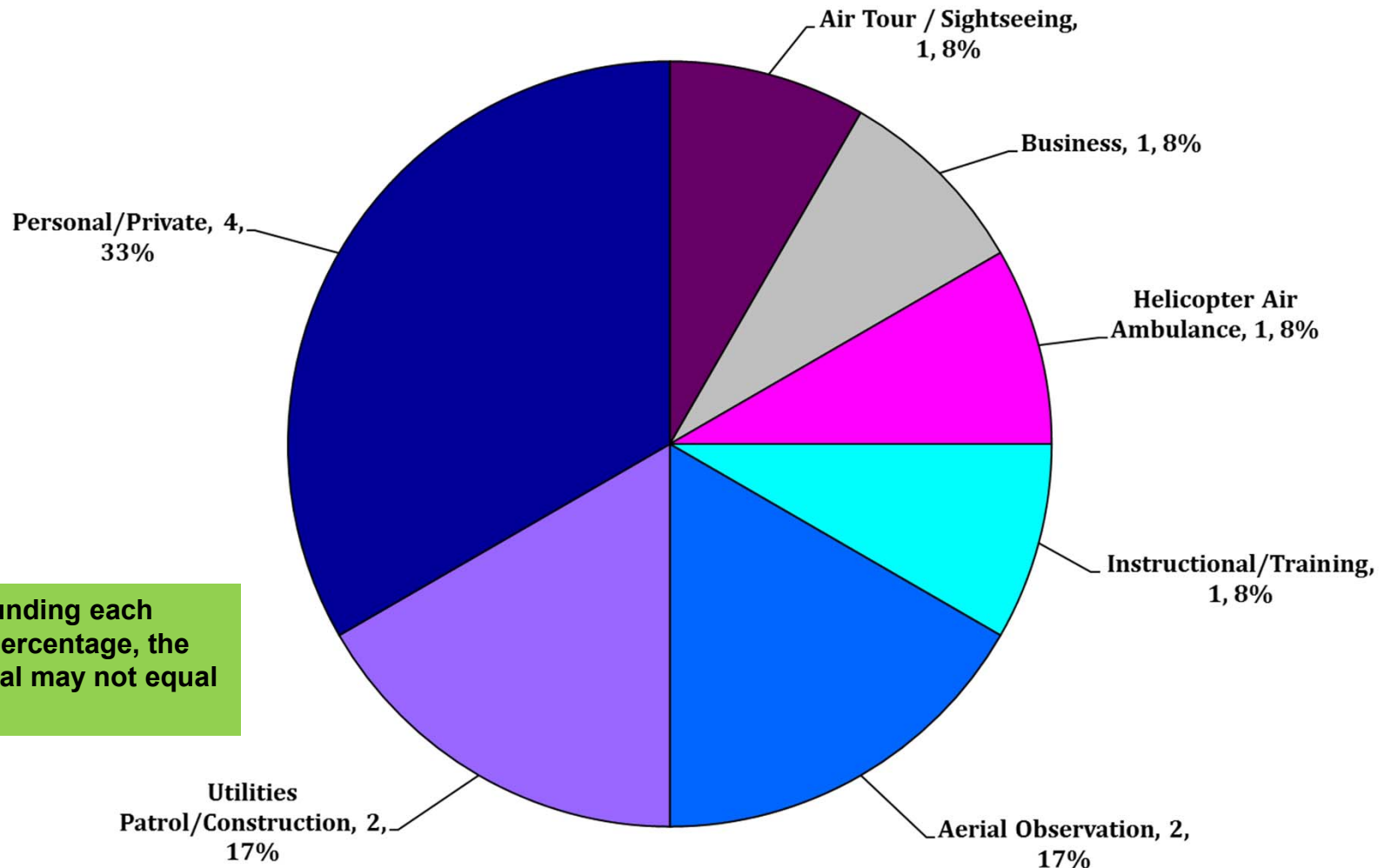
- 10-24-17 – Robinson R-22, N8537J, Arlington, WA, Part 91, 1 Fatal, 1 Minor
- Personal flight; departed residence then proceeded over nearby lake
 - Witness observed a/c flying 5 feet above the lake, then skids contacted water
 - Crashed in the lake and sank in 31 feet of water [NTSB: WPR18FA016](#)
- 10-16-17 – Robinson R-44, N820DF, Molokai, HI, Part 91, 2 Fatal
- Instructional flight; Practice instrument procedures
 - Had completed missed approach and received clearance to PHNL from ATC
 - Impacted water; CFI and pilot missing, presumed fatal [NTSB: WPR18LA010](#)
- 10-1-17 – Brantly B-2B, N2284U, Midland, MI, Part 91, 1 Fatal, 1 Minor
- Personal flight; landed in a field to attend a family gathering
 - Crashed after departing field for local flight [NTSB: CEN18FA001](#)

FY 18 – Total Accidents by Industry (Oct 2017 - Mar 2018)



Due to rounding each Industry percentage, the overall total may not equal 100%.

FY 18 – Total FATAL Accidents by Industry (Oct 2017 - Mar 2018)



Due to rounding each Industry percentage, the overall total may not equal 100%.

FY 18 - US Rotorcraft Accidents By Model

MFR	Model	Registered U.S. Fleet Size	Percentage of Total U.S. Fleet	Number of FY18 U.S. Registered Accidents	Percentage of Total FY18 U.S. Registered Accidents
Airbus Helicopters	AS350 (H125)	834	8%	2	4%
	BK117 (H145)	179	2%	2	4%
	EC120 (H120)	88	1%		
	EC130 (H130)	226	2%	2	4%
	EC135 (H135)	286	3%		
	SA330J	22	< 1%	1	2%

Only models that comprise at least 1% of U.S. registered rotorcraft are listed unless an accident has occurred.

*Fleet size based on analysis of rotorcraft on FAA registry as of Feb 2018

FY 18 - US Rotorcraft Accidents By Model

MFR	Model	Registered U.S. Fleet Size	Percentage of Total U.S. Fleet	Number of FY18 U.S. Registered Accidents	Percentage of Total FY18 U.S. Registered Accidents
Bell	206Bs	964	9%	2	4%
	206Ls	538	5%	1	2%
	407	695	6%	2	4%
	412	89	1%		
	429	70	1%		

Only models that comprise at least 1% of U.S. registered rotorcraft are listed unless an accident has occurred.

*Fleet size based on analysis of rotorcraft on FAA registry as of Feb 2018

FY 18 - US Rotorcraft Accidents By Model

MFR	Model	Registered U.S. Fleet Size	Percentage of Total U.S. Fleet	Number of FY18 U.S. Registered Accidents	Percentage of Total FY18 U.S. Registered Accidents
Robinson	R-22	899	8%	7	13%
	R-44	1,559	14%	11	21%
	R-66	237	2%		

Only models that comprise at least 1% of U.S. registered rotorcraft are listed unless an accident has occurred.

*Fleet size based on analysis of rotorcraft on FAA registry as of Feb 2018



FY 18 - US Rotorcraft Accidents By Model

MFR	Model	Registered U.S. Fleet Size	Percentage of Total U.S. Fleet	Number of FY18 U.S. Registered Accidents	Percentage of Total FY18 U.S. Registered Accidents
Sikorsky	S-76	201	2%	2	4%
	S-92	74	1%		

Only models that comprise at least 1% of U.S. registered rotorcraft are listed unless an accident has occurred.

*Fleet size based on analysis of rotorcraft on FAA registry as of Feb 2018



FY 18 - US Rotorcraft Accidents By Model

MFR	Model	Registered U.S. Fleet Size	Percentage of Total U.S. Fleet	Number of FY18 U.S. Registered Accidents	Percentage of Total FY18 U.S. Registered Accidents
Brantly	B-2	69	1%	1	2%
Enstrom	280	101	1%		
	480	59	1%		
	F28	155	1%		
Fairchild Hiller	FH-1100	15	< 1%		
Helicopteres Guimbal	Cabri G2	24	< 1%	1	2%
Hiller	UH-12/H-23	259	2%		
Kaman	K1200	16	< 1%		
Leonardo (formerly Agusta Westland)	A109	150	1%		
	A119	87	1%		
	AW139	112	1%		
MDHI	369	554	5%	7	13%
	600N	26	< 1%		
Restricted Category (all TCs)	HH-1/TH-1/UH-1	206	2%	3	6%
	OH-58	113	1%	2	4%
Schweizer Rotorcraft Services Group	269/300/TH-55	539	5%	5	10%
Scott's Bell	47	577	5%	1	2%

Only models that comprise at least 1% of U.S. registered rotorcraft are listed unless an accident has occurred.

*Fleet size based on analysis of rotorcraft on FAA registry as of Feb 2018